

Talentum[®] I6579

Intrinsically Safe (IS) IR³ Flame Detector

The Talentum[®] Intrinsically Safe (IS) triple Infra-Red (IR³) Flame Detector is designed to protect areas where open fires may be expected and detects almost all flames, including hydrocarbon fires with 4.3 μm emissions through to invisible fires such as hydrogen.

The IR³ Flame Detector is sensitive to flickering, low frequency (1-15Hz) infra-red radiation emitted by flames during combustion even if the lens is contaminated by a layer of oil, dust, water, vapour or ice.

This detector has three IR sensors which respond to different IR wavelengths in order to discriminate between flames and spurious sources of radiation. False alarms from flickering sunlight are avoided by a combination of filters and signal processing techniques.

The Talentum[®] IR³ detector has selectable output options of relay contacts or 4-20mA signal, as standard.

Features

- Excellent immunity to false sources
- Tolerant of fumes, vapours, dust and mist
- Suitable for use in Zone 0, 1 or 2
- Suitable for indoor and outdoor areas
- Unaffected by convection currents, draughts or wind
- Proven response to multiple fuel types
- Multi-spectrum detection
- Selectable output options
- Selectable response speed
- Selectable sensitivity levels
- Built in auto and manual test
- Low current consumption
- Fast response to fire

Approvals:

ATEX certified:
 II IG EEx ia IIC T4



Worldwide approvals include EN54:10, with VdS and LPCB certification, as well as SIL 2 rated.

Visit www.ffeu.com for up to date approvals information.




Applications

- Refineries
- Fuel Loading Racks
- Chemical Plants
- Waste Recycling
- Nuclear Power Sites
- Storage Tanks
- Engine Rooms
- Spray Booths
- Pharmaceutical Production
- Military Applications
- Marine Industry
- Aircraft Hangars
- Coal Handling
- Printing
- Petrochemical Offshore/ Onshore
- LNG/LPG Production
- Biomass Storage and Handling

Accessories

07127 Stainless Steel Adjustable Mount (316)
 12545 Stainless Steel Weather Shield (304)



Mechanical Specification

| | |
|---------------------|----------------------------|
| Housing Material | Die Cast Zinc Alloy (ZA12) |
| Housing Colour | Blue |
| Dimensions | 142(H) x 108(W) x 82(D) mm |
| Weight | 2kg |
| Cable Gland Entries | 2 x 20mm |
| Wiring | 1.0 to 4.0mm ² |

Electrical Specification

| | |
|---------------------|--|
| Supply Voltage | 14 to 30Vdc |
| Quiescent Current | 8mA, RL2 energised |
| | 4mA, current loop, RL2 off |
| | 3mA, RL2 off |
| Alarm Current | 28mA, RL1 & RL2 energised |
| | 20mA, current loop, RL1 & 2 off |
| | 9mA, RL1 energised |
| Power Up Time | 2 seconds max. |
| Test Signal Voltage | 14 to 30Vdc |
| Relay Outputs | |
| - Programmable | Normally Open or Normally Closed Latching or Non-latching |
| - Ratings: Current | 1.0A Max. |
| Voltage | 50Vdc Max. |
| Power | 30W Max. (Note: Resistive Loads Only) |

Environmental

| | |
|-----------------------|--------------------|
| Operating Temperature | -10°C to +55°C |
| Storage Temperature | -20°C to +65°C |
| Relative Humidity | 95% Non condensing |
| IP Rating I | IP65 |

Performance

| | |
|----------------------|--|
| Range - Class 1* | 0.1m ² n-heptane at 25m |
| | 0.1m ² n-heptane at 12m (see EN54:10 for sensitivity settings) |
| Field of View | 90° min. Cone |
| Operating Wavelength | |
| Band - IR | 0.75 to 2.7µm |

Approvals

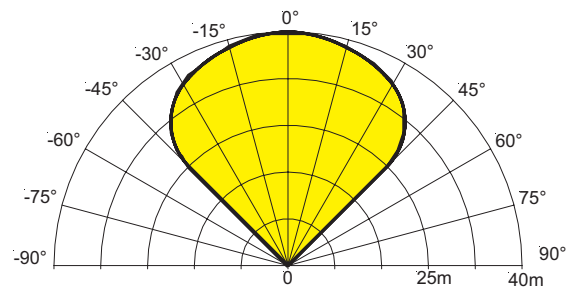
| | |
|---------|------------------|
| CPR | 0832-CPR-F058 I |
| LPCB | 1204a/09 |
| VdS | G212189 |
| SIL 2 | C127_CT003_(2.0) |
| BASEEFA | BAS02ATEX1001 |

Response Characteristics – High Sensitivity

| Fuel | Flame Size m (ft) | Certified Distance m (ft) | Average Response time (seconds) |
|-------------------------------------|--------------------------|------------------------------|------------------------------------|
| n-Heptane* (Yellow flame) | 0.3 x 0.3 (1 x 1) | 25 (82) | 12 |
| Methylated Spirit* (Clear flame) | 0.5 x 0.5 (1.6 x 1.6) | 25 (82) | 25 |
| Hydrogen (non- visible flame) | 0.1 x 0.5 (0.3 x 1.6) | 12 (39) | 8 |


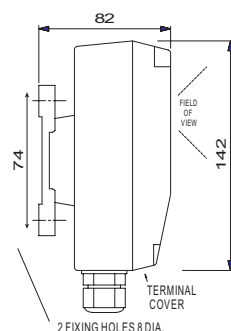
* has been tested and approved at Class I

Field of View



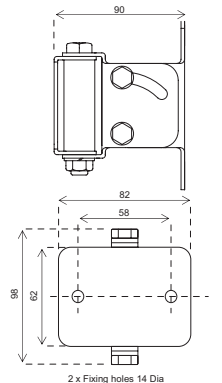
To meet the requirements of EN54:10 clause 5.4, where the ratio of the response points Dmax: Dmin should not exceed 1.41, the horizontal and vertical viewing angles max should not exceed ±30°.

Flame Detector



Dimensions mm

Mounting Bracket



2 x Fixing holes 14 Dia



FFE Limited
9 Hunting Gate, Hitchin
Hertfordshire, SG4 0TJ UK

t +44 (0) 1462 444 740

f +44 (0) 1462 444 789

e sales@ffeuk.com

w www.ffeuk.com

Formerly known as Fire Fighting Enterprises Ltd

Installation Recommendations

Please refer to our User Manual for mounting and wiring instructions. The installation of Talentum® flame detectors should be undertaken in accordance with recognised national or international standards and codes of practice.

Specifications and wiring information are provided for information only and are believed to be accurate. FFE Ltd assumes no responsibility for their use. Data and design are subject to change without notice. Installation and wiring instructions are shipped with the products and should always be used for actual installation. For more information, contact your Sales Representative.

Document Part No: 24-0056-03

0673

www.ffeuk.com