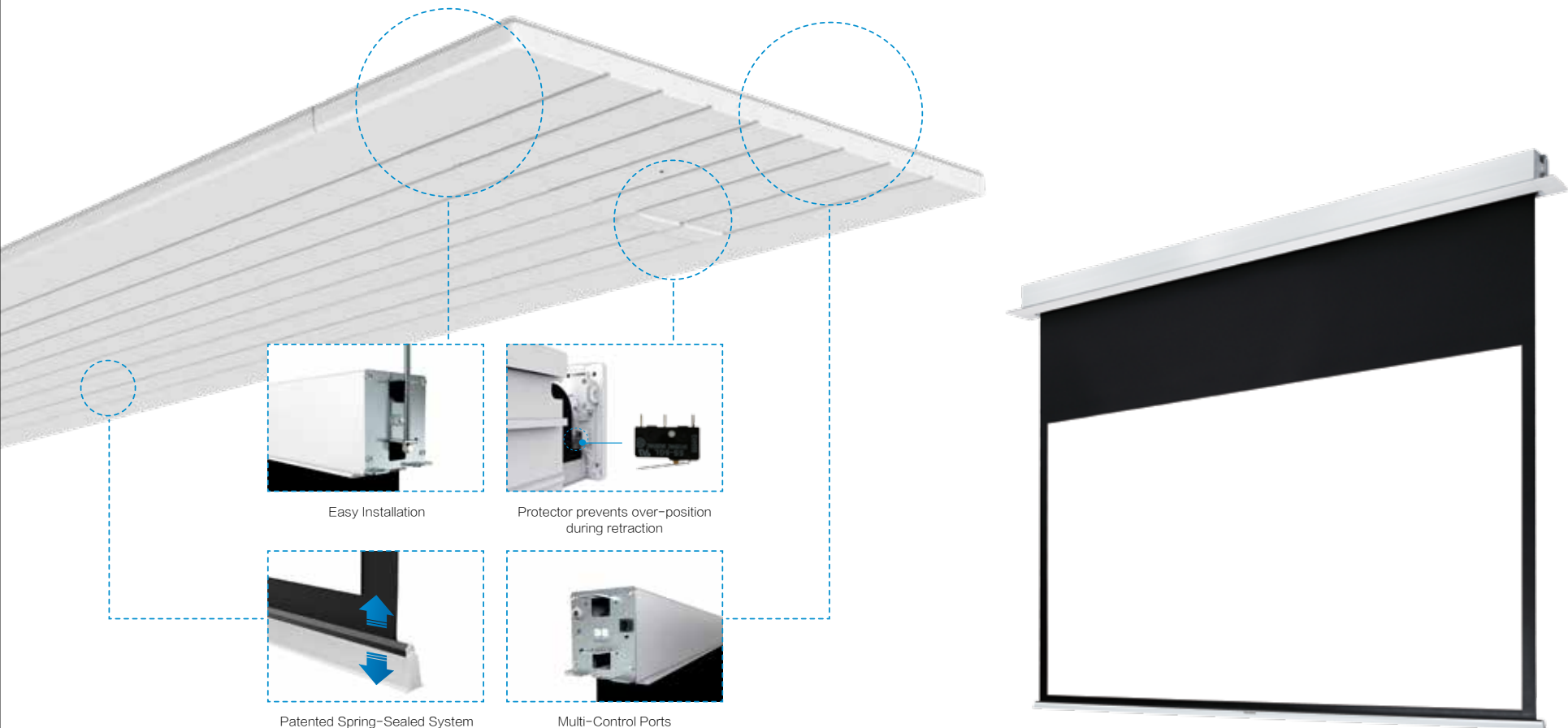
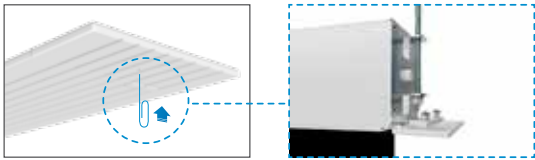


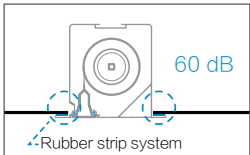
HIDETECH SERIES RECESSED MOTORIZED SCREEN



HIDETECH SERIES RECESSED MOTORIZED SCREEN



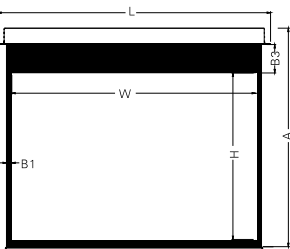
Easy Screen Adjustment
Press the elastic lock with a bent paper clip, then adjust screen to desired position.



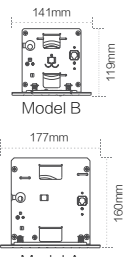
Rubber Strip Absorbs Shakes
The rubber strip between the casing and ceiling absorbs operation vibration and reduces noise



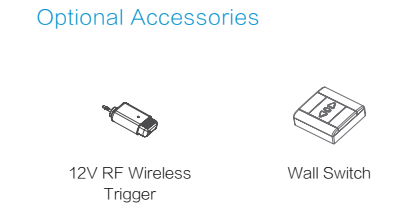
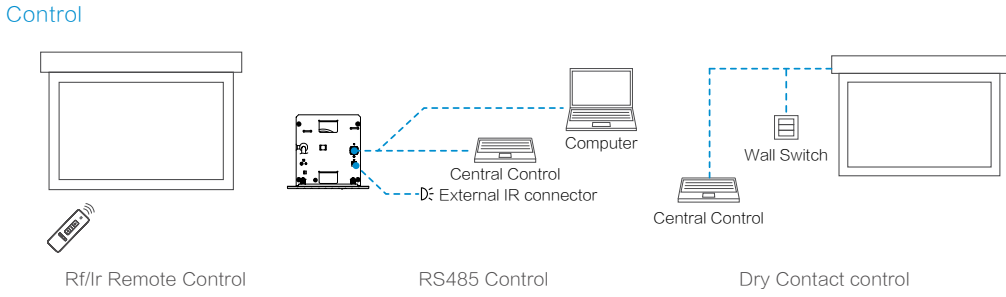
Built-In Remote Control Quiet Motor
Built-in RF/IR remote control, RS485 & dry contact integrated design



Front View



Side View



Specifications											
HT-Mlxx Integrated Motorized / HT-MFxx Integrated RF Motorized											
Aspect Ratio	Diagonal (inch)	Viewing Area W×H (mm)	Overall Height A (mm)	Blackdrop B3 (mm)	L & R Border B1 (mm)	Overall Length L (mm)	Net Weight (Kg)	Power (W)	Casing Model A / B	Fabric Options: WM5	WP5
4 : 3	100"	2030×1524	1794	420	50	2299	26.6	98	B	●	●
	120"	2438×1829	2099	120	50	2705	29.3	98	B	●	●
	150"	3050×2286	2556	80	50	3315	35.4	98	B	●	●
	180"	3658×2743	3045	80	80	3967	44.2	175	A	●	●
16 : 9	92"	2037×1145	2135	800	50	2299	26.6	98	B	●	●
	100"	2214×1245	2135	700	50	2481	28.2	98	B	●	●
	106"	2347×1320	2140	630	50	2613	29.1	98	B	●	●
	120"	2656×1494	2134	450	50	2923	30.8	98	B	●	●
	150"	3320×1867	2389	300	80	3667	39.2	98	A	●	●
	180"	3984×2240	2762	300	80	4332	45.2	175	A	●	●

HIDETECH SERIES

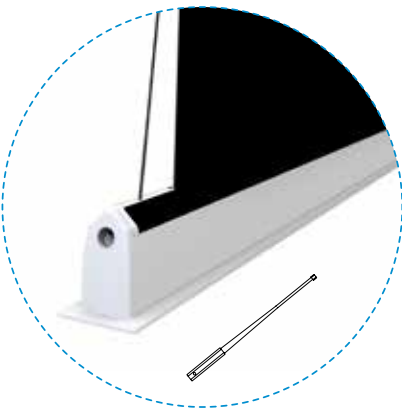
RECESSED TAB-TENSION SCREEN



- Model A applies to sizes 150"-240", Model B applies to sizes 92"-150"
- Easy installation with only 2 pcs threaded rods
- RF/ IR Remote Control, RS485, and Dry Contact etc. – the variety of control systems can also be controlled via central control

HIDETECH SERIES

RECESSED TAB-TENSION SCREEN



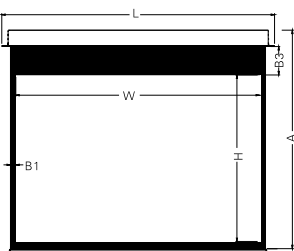
Tension Adjustment System

With a unique adjustable auto tension system, the screen surface is taut and tensioned at every point to ensure a perfect projection surface. If adjustment is needed, the hexagon knob can be turned to ensure there are no wrinkles, V waves or imperfections.

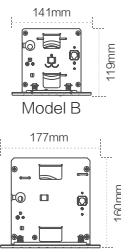
* Control options, installation and standard/optional accessories are the same as the Integrated Motorized screen

Specifications

HT-Mlxx Integrated Motorized / HT-MFxx Integrated RF Motorized													
Aspect Ratio	Diagonal (inch)	Viewing Area W×H (mm)	Overall Height A (mm)	Blackdrop B3 (mm)	L & R Border B1 (mm)	Overall Length L (mm)	Net Weight (Kg)	Power (W)	Casing Model A / B	Fabric Options: WB5 RE3 WW3 GG3			
4 : 3	100"	2030×1524	1794	420	50	2299	26.6	98	B	●	●	●	●
	120"	2438×1829	2099	120	50	2705	29.3	98	B	●	●	●	●
	150"	3050×2286	2556	80	50	3315	35.4	98	B	●	●	●	●
	180"	3658×2743	3045	80	80	3967	44.2	175	A	●	●	●	●
16 : 9	92"	2037×1145	2135	800	50	2299	26.6	98	B	●	●	●	●
	100"	2214×1245	2135	700	50	2481	28.2	98	B	●	●	●	●
	106"	2347×1320	2140	630	50	2613	29.1	98	B	●	●	●	●
	120"	2656×1494	2134	450	50	2923	30.8	98	B	●	●	●	●
	150"	3320×1867	2389	300	80	3667	39.2	98	A	●	●	●	●
	180"	3984×2240	2762	300	80	4332	45.2	175	A	●	●	●	●



Front View



Side View