
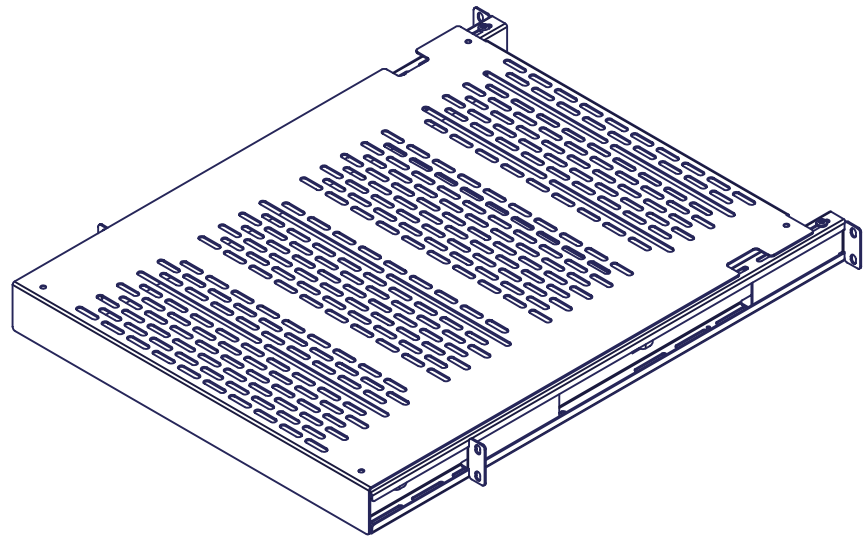
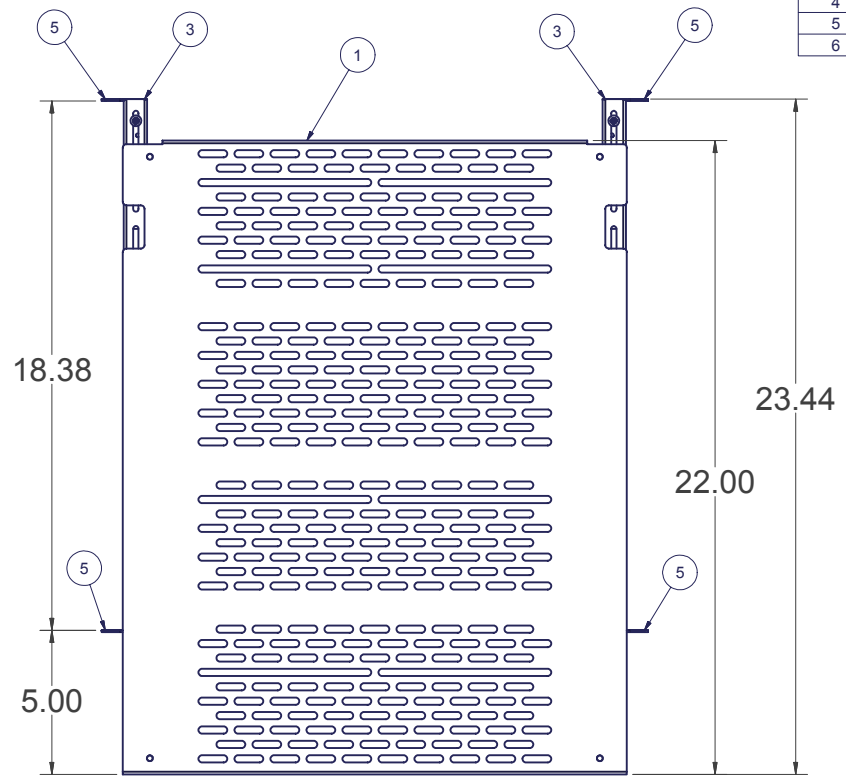
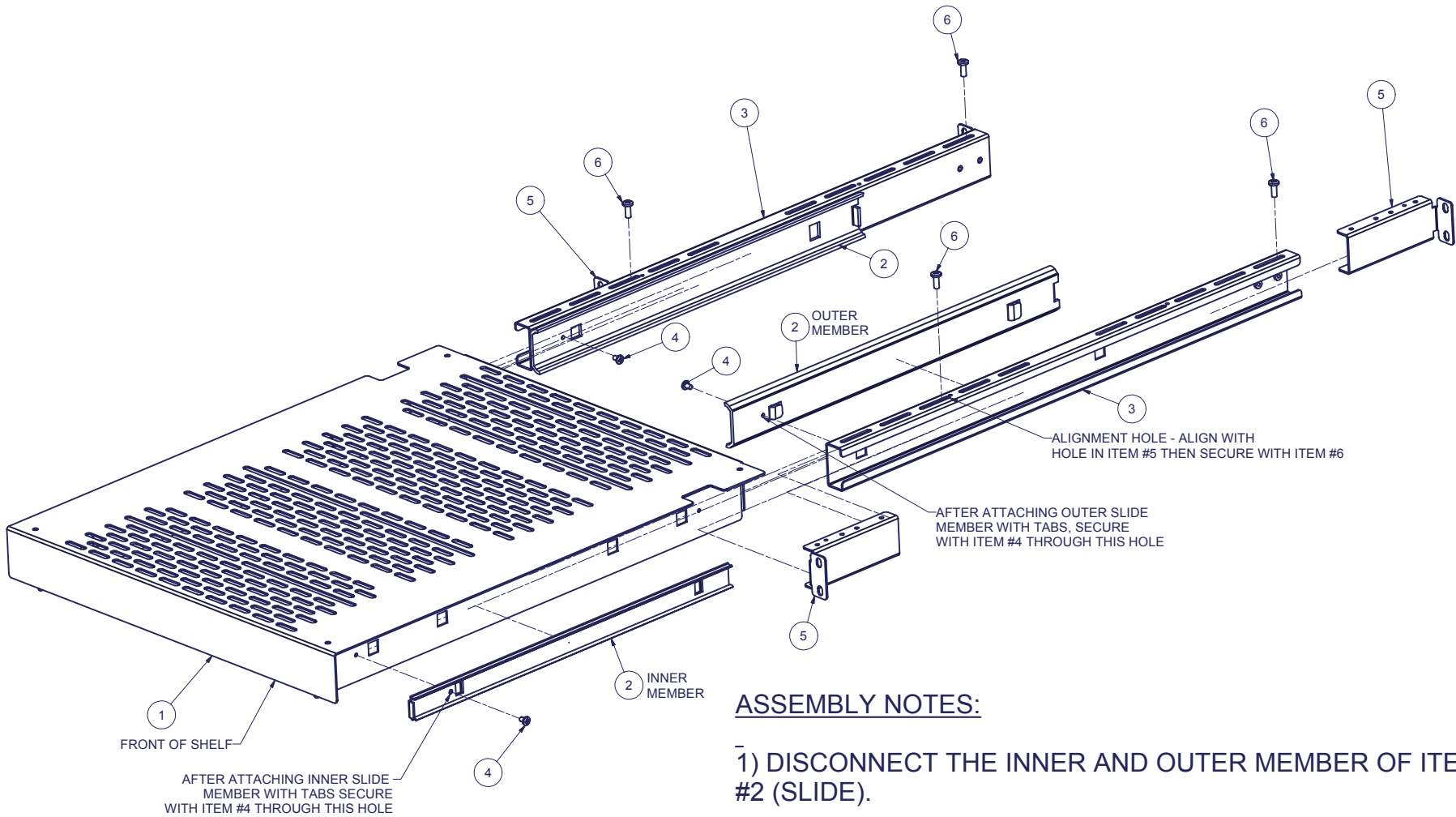


Bill of Material					
ITEM	PART NUMBER	QTY	DESCRIPTION	FILE NAME	REVISION
1	-	1	SHELF WELDMENT, FRSLA, 19" EIA, 22" DEEP	I000073.iam	1
2	31241650	2	SLIDE, 16", 17 1/2" TRAVEL, BAYONET ATTACHMENT, DISCONNECT	3124 1650.iam	-
3	7206FRSLAX104	2	CHANNEL FOR FRSLA SHELVES	I000070.iam	6
4	-	4	#8-32 x 1/4"L PAN HEAD PHIL TYPE 23 SCREW, ZINC PLATED	SCR832X250BLK.ipt	-
5	7206FRSLAX102	4	MOUNTING TAB FOR FRSLA SHELVES	I000068.ipt	5
6	SCR1032X1/2BLK	4	#10-32 x 1/2"L PAN HEAD PHIL TYPE 23 , BLACK	SCR1032X500BLK.ipt	-





ASSEMBLY NOTES:

- 1) DISCONNECT THE INNER AND OUTER MEMBER OF ITEM #2 (SLIDE).
- 2) ATTACH THE INNER AND OUTER MEMBERS OF ITEM #2 (SLIDE) AS SHOWN.
(TYPICAL BOTH SIDE OF SHELF)
- 3) SLIDE ITEM #5 (MOUNTING TAB) INTO ITEM #3 (CHANNEL) ORIENT AS SHOWN. SECURE EACH WITH ONE ITEM #6.